



Office of the West Bengal Nursing Council  
"Purta Bhawan", Room No. 302, 3<sup>rd</sup> floor,  
D.F. Block, Sector – I, Salt Lake City,  
Kolkata – 700 091. ☎ (033) 2321 2059.  
Email: wbnc\_22302059@ymail.com  
Website: wbnursingcouncil.org



No. 3020 / 499 / NC

Date: 25/06/2024

*From: Registrar, West Bengal Nursing Council.*

## **NOTICE REGARDING NUID RENEWAL**

All registered nurses under West Bengal Nursing Council who have already obtain NUID CARD are hereby being informed that they have to **renew** their **NUID CARD** by **himself or herself** through **NRTS portal** from **01.07.2024**. **The entire process for NUID CARD RENEWAL in the NRTS portal are mentioned below –**

- Step 1:** Login to NRTS Website (<https://nrts.indiannursingcouncil.gov.in/login.nic>)
- Step 2:** Click on the **NEW USER** to register & create a user-id and Password, Select **Nurses with NUID** for this process.
- Step 3:** Fill up the **Form** by providing **NUID number** and after filling up the form then click on **SUBMIT** button
- Step 4:** After successfully registering, click on **back to login**. Put User name, Password and captcha to **login into the account**.
- Step 5:** After login, Select **Renewal Process** under **Renewals** from the left menu, after submitting the details, click on **RENEW button**.
- Step 6:** Click on the **Go for RENEWAL PAYMENT** button, chose **ONLINE Payment Gateway (PAY.GOV Payment Method)** for pay the **Renewal fees**.
- RENEWAL FEES – 500/- [ AS PER INC GAZETTE NOTIFICATION, 2019]**
- PENALTY FOR RENEWAL FEES – 5000/- (After completion of 6months of the last validity date)**
- Please use **MOZILA FIREFOX** browser for **do this payment**.
- Step 7:** After successful payment, a page will occur in your window, where you have to **Authenticate your AADHAAR through yourself by OTP**.
- Step 8:** After successful Aadhaar authentication, you have to click on the submit button and then your data will be submitted to SNRC.

You have to wait for **30days** after **successful data submission** to **SNRC**. Then you will able to download your **RENEWED NUID CARD & NUID PASSBOOK, NUID RENEWAL CERTIFICATE** from NRTS portal by login into their account.

The details of this **RENEWAL process** is also given below as a demo format, please check it before start your **renewal Procedure**.

*Srabani Mandal*  
25/06/2024  
Registrar

West Bengal Nursing Council



# Renewal Registration

---

## Table of Contents

Introduction .....	2
URL .....	2
Roles.....	2
Nurse.....	3
Login.....	4
Renew .....	4
Payment .....	5
Aadhaar Authentication.....	7





## Introduction

NRTS – Nurses Registration and Tracking System is a web-based application designed for Indian Nursing Council, New Delhi to enable creation of live register of the nurses across the country.

The renewal process allows a nurse to update and extend their registration. Every actively practicing nurse is required to renew their registration every five years of service.

## URL

<https://nrts.indiannursingcouncil.gov.in/login.nic>

## Roles

Following 3 roles are involved in this process.

1. Nurse
2. Superintendent
3. Registrar




## Nurse

- Open our website (<https://nrts.indiannursingcouncil.gov.in/login.nic>) and click on **New User** to register and create a user-id and password.
- Select **Nurse with NUID** for this process.

SKIP TO MAIN CONTENT

🗨️ We may encounter many defeats but we must not be defeated. ~Maya Angelou 🗨️

A+ A A-



Select Which Module You Want to Register

See the Application Flow

<p><b>Enrollment Registration</b></p> <p>User manual</p>	<p><b>Nurse with NUID</b></p> <p>User manual</p>	<p><b>Institute Registration</b></p> <p>User manual</p>	<p><b>Primary Registration</b></p> <p>User manual</p>
--	--	---	---

**Register**

Email Id (Username)  
testrenewals

Password  
.....  
Strong!

Retype-Password  
.....  
Strong!

NUID  
KL735361  
NUID Valid.

State  
KERALA

Full Name  
remya john

Email  
remyajohn45@gmail.com

Mobile  
9645425524

**3c s k s**  
b  
b3csks  
b3csks

Submit Reset

Back to Login

- A form is displayed; fill the form by providing **NUID** number.
- Providing NUID will make Nurse Role ease, as it automatically get a few details like full name, email-id, and mobile number.
- Fill all other details and click on **Submit**.
- After successfully registering, click on **Back to login**.



Login

- Enter the Username and Password along with CAPTCHA to authenticate and access the application.
- Select **Renewal Process** under **Renewals** from the left menu.



Login

UserID(User name)  
testrenewals

Password  
.....

a f s i 6 4

Captcha  
afsi64

login
Reset

Login with Mobile

Login with Email

[Reset Password](#)

- When Nurse selects **Renewals**, a page appears as:

Renewal Registration

NUID Number KL735361

g z 1 v z j

gz1wzj

Submit

- Enter the captcha.
- Click on **Submit**, then nurse can view all the details related to him.

**Sikkim Nursing Council**

**Nurses Registration & Tracking System**

Date: Fri 2024.03.29 - 04:37:29 PM USER NAME:DAWA DOMA BHUTIA

Home

Download NUID card

Enter Nurse Details

Reciprocal

Renewals

Update

User Profile

Renewal Registration

Applicant Name :	DAWA DOMA BHUTIA	NUID :	SK1169328	Aadhaar Number :	XXXXXXXX7105
Registered As:	RNRM	Registration Number :	SK/2021/1494	Registration Date :	15-04-2021
Renewal Amount:	500	Renewal Penalty Amount :	5000	Total Renewal Amount :	5500
State Nursing Registration Council :	Sikkim Nursing Council	Date of Birth :	01-05-1995		

Renew

Renew

- Click on Renew button.

NRTS – A product for Indian Nursing Council by

Hyderabad

Page | 4



- An alert appears.

Are you sure want to Submit the Renewal Request...

Yes No

Applicant Name :	DAWA DOMA BHUTIA	NUID :	SK1169328	Aadhaar Number :	XXXXXXXX7105
Registered As :	RNRM	Registration Number :	SK/2021/1494	Registration Date :	15-04-2021
Renewal Amount :	500	Renewal Penalty Amount :	5000	Total Renewal Amount :	5500
State Nursing Registration Council :	Sikkim Nursing Council	Date of Birth :	01-05-1995		

Renew

- Click Yes to continue with the process.
- A success message appears.

Sikkim Nursing Council  
Nurses Registration & Tracking System

Date: Fri 2024.03.29 - 04:37:29 PM USER NAME:DAWA DOMA BHUTIA

Renewal Registration

Applicant Name :	DAWA DOMA BHUTIA	NUID :	SK1169328	Aadhaar Number :	XXXXXXXX7105
Registered As :	RNRM	Registration Number :	SK/2021/1494	Registration Date :	15-04-2021
Renewal Amount :	500	Renewal Penalty Amount :	5000	Total Renewal Amount :	5500
State Nursing Registration Council :	Sikkim Nursing Council	Date of Birth :	01-05-1995		

Go For Renewal Payment

NOTE\*: Please do all the Payment's in Mozilla Firefox Browser.

### Payment

- Click on the **Go for Renewal Payment** button.
- Do payments in Mozilla Firefox.
- Select Payment mode.
- Provide your consent for payment.



- Home
- Download NUID card
- Enter Nurse Details
- Reciprocal
- Renewals
- Update
- User Profile

PAYMENT DETAILS

Name of the Candidate / Institute	DAWA DOMA BHUTIA
Email	ddchingapa16@gmail.com
Mobile	8945812693
Amount in Rs*	Rs 5500 INR.
Service	Renewal
Payment Mode*	<div style="border: 1px solid #ccc; padding: 2px;"> <div style="background-color: #007bff; color: white; padding: 2px;">SELECT</div> <div style="background-color: #007bff; color: white; padding: 2px;">SELECT</div> <div style="background-color: #007bff; color: white; padding: 2px;">CHEQUE</div> <div style="background-color: #007bff; color: white; padding: 2px;">DEMAND DRAFT</div> <div style="background-color: #007bff; color: white; padding: 2px;">PAYMENT-GATEWAY</div> </div>

\* Amount is calculated as per Gazette & Notification issued by INC.

By proceeding I/We agree to the Terms & Conditions and have read and understood the Cancellation & Refund Policy and Privacy Policy.

Submit

Note \*: Don't Refresh/Reload the Page

- Click on Submit
- A success message appears as:

←
 PAYMENT RECEIPT DETAILS


Renewal Payment

Payment Transaction Status	SUCCESS
Order Id	REN20240329172155
Customer ID/Reference ID	1169328
Amount in Rs	Rs 5500 INR.
Bank Transaction No	N/A
Transaction Mode	CHEQUE(12121)
Date & Time of the Transaction	29-03-2024 17:21:55
Remarks	

Please Continue

- Click on Please continue.





## Kerala Nurses and Midwives Council

### Nurses Registration & Tracking System

Date: Mon 2022.10.31 - 10:16:38 AM    USER NAME:remya john

Renewal Registration			
Applicant Name :	remya john	NUID :	KL735361
Registered As :	RNRM	Registration Number :	96393
Renewal Amount :	1	Renewal Penalty Amount :	0
State Nursing Registration Council :	Kerala Nurses & Midwives Council, Thiruvananthapuram	Date of Birth :	13-01-1996
		Aadhaar Number :	XXXXXX2695
		Registration Date :	03-04-2014
		Total Renewal Amount :	1
<a href="#">View Complete Candidate Details</a>			

Renewal Payment Details			
Transaction Id :	5118	Transaction Amount :	1.INR
Transaction Date :	31-10-2022	Order Id :	REN20221031100809
Payment Category :	REN	Payment Mode :	CASH

Aadhaar Authentication Details	
<input type="radio"/>	Aadhaar authentication by Self (Through OTP)
<input type="radio"/>	Aadhaar authentication at SNRC (Biometric)
<input type="checkbox"/> I hereby declare that the information given above is correct to the best of my knowledge..	
<input type="button" value="Submit"/>	

This site is designed, developed, hosted and maintained by National Informatics Centre (NIC), Ministry of Electronics & Information Technology, Government of India for Indian Nursing Council, New Delhi.

### Aadhaar Authentication

- NRTS Provided two different ways to authenticate.
- User can opt for **either one** of the below options to complete Aadhaar authentication:
  1. Aadhaar authentication by Self (through OTP)
  2. Aadhaar authentication at SNRC (through Biometric)
- Open Aadhar Authentication Section as shown in the below.

#### *Aadhaar Authentication by Self through OTP*

- Click on **Aadhar Authentication by Self (Through OTP)** option.





Aadhaar Authentication

Aadhaar Authentication Status: Not Authenticated

Aadhaar authentication by Self (Through OTP)

Aadhaar authentication at SNRC (Biometric)

Consent for Authentication

**#NOTE: OTP will be sent to the mobile number registered with UIDAI and linked with Aadhaar.**

I, the holder of Aadhaar number (xxxx-xxxx-xxxx), hereby give consent to Indian Nursing Council to obtain my Aadhaar Number, Name, Fingerprint/OTP for authentication with UIDAI. Indian Nursing Council has informed me that my identity information would only be used for generation of Nurse Unique Id and also informed me that my biometrics will not be stored/shared and will be submitted to CIDR of UIDAI only for the purpose of authentication.

I Accept the terms

**# Note: As per the latest guidelines by UIDAI, authentication is also possible by using the 16 digit Virtual Aadhaar ID (VID) along with the existing 12 digit Aadhaar Number.**

Aadhaar Status :: Pending

Aadhaar Number\*

Enter OTP\*

I hereby declare that the information given above is correct to the best of my knowledge.

- Please go through the **Consent for Authentication** and **Accept the Terms**.

Aadhaar Authentication

Aadhaar Authentication Status: Not Authenticated

Aadhaar authentication by Self (Through OTP)

Aadhaar authentication at SNRC (Biometric)

Consent for Authentication

**#NOTE: OTP will be sent to the mobile number registered with UIDAI and linked with Aadhaar.**

I, the holder of Aadhaar number (xxxx-xxxx-xxxx), hereby give consent to Indian Nursing Council to obtain my Aadhaar Number, Name, Fingerprint/OTP for authentication with UIDAI. Indian Nursing Council has informed me that my identity information would only be used for generation of Nurse Unique Id and also informed me that my biometrics will not be stored/shared and will be submitted to CIDR of UIDAI only for the purpose of authentication.

I Accept the terms

**# Note: As per the latest guidelines by UIDAI, authentication is also possible by using the 16 digit Virtual Aadhaar ID (VID) along with the existing 12 digit Aadhaar Number.**

Aadhaar Status :: Pending

Aadhaar Number\*

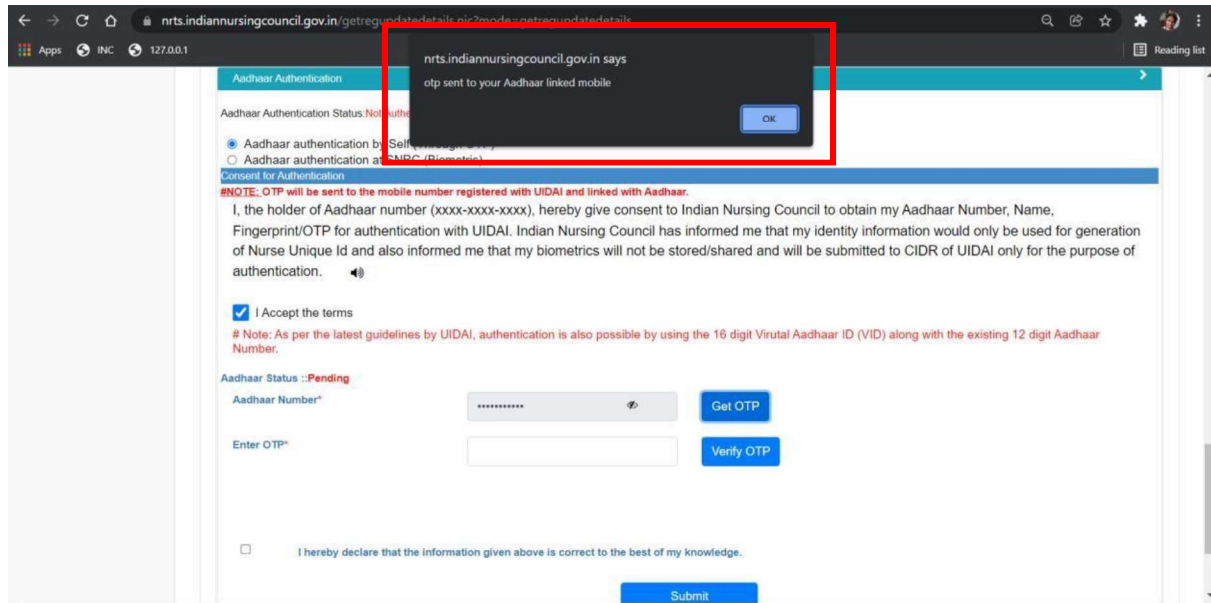
Enter OTP\*

I hereby declare that the information given above is correct to the best of my knowledge.

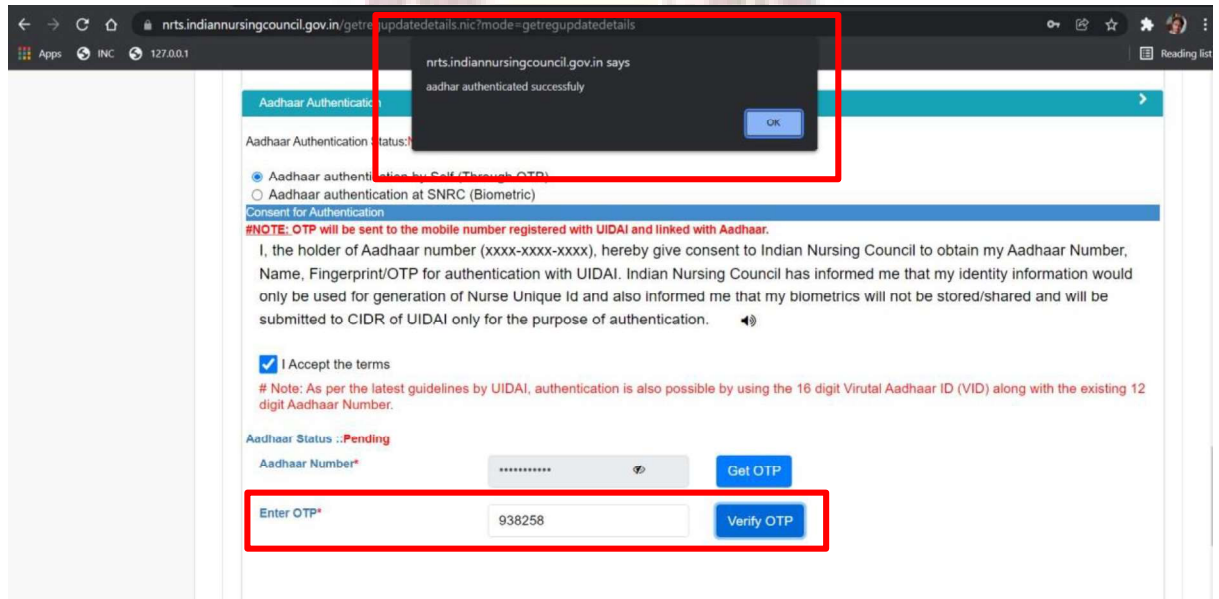
- Click on **GET OTP** Button.



- Now you will receive an alert Stating OTP Sent to registered Mobile Number.



- Enter OTP received to your registered Mobile Number.
- Click on **Verify OTP** as shown below.
- A success message appears as: **Verified Successfully.**



# Renewal Work Flow

